

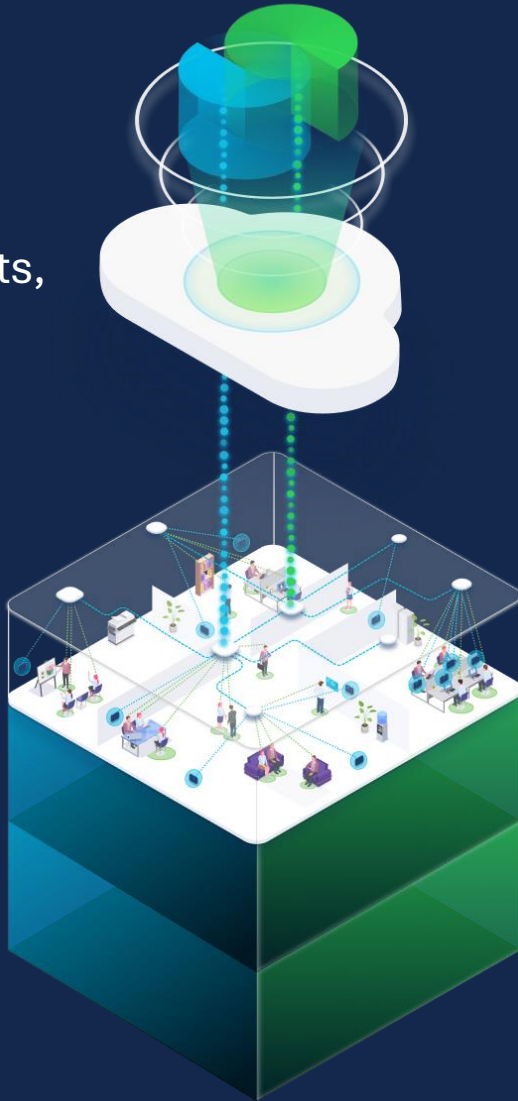


SimCity
hálózattervezőknek
a Cisco-tól

Cisco Spaces

People

Signals from
visitors, guests,
employees



Things

Signals from
sensors

CISCO SPACES



Cisco Spaces cloud platform connects people&things within indoor spaces, enabling IT & business teams to drive the outcomes at global scale



Cisco Spaces turns your
Network into a Sensor

JUST TURN IT ON

- Room & Desk Occupancy
- People count
- Ambient Noise, Temperature, Humidity, Indoor Air Quality

Cisco Desk Pro's , Mini Desk

Cisco Navigator

Cisco Room Devices



CISCO SPACES

Cisco Catalyst Access Points



- Occupancy
- Air Quality, Temperature, Humidity
- As a BLE Gateway
- IoT device Gateway



Cisco Catalyst Switches

- Wired IoT Gateway
- Occupancy & Energy Analytics



Third Party Sensors

- Occupancy, CO₂, Temp, Humidity, Air Quality, Noise Levels, etc.

Cisco Meraki Access Points



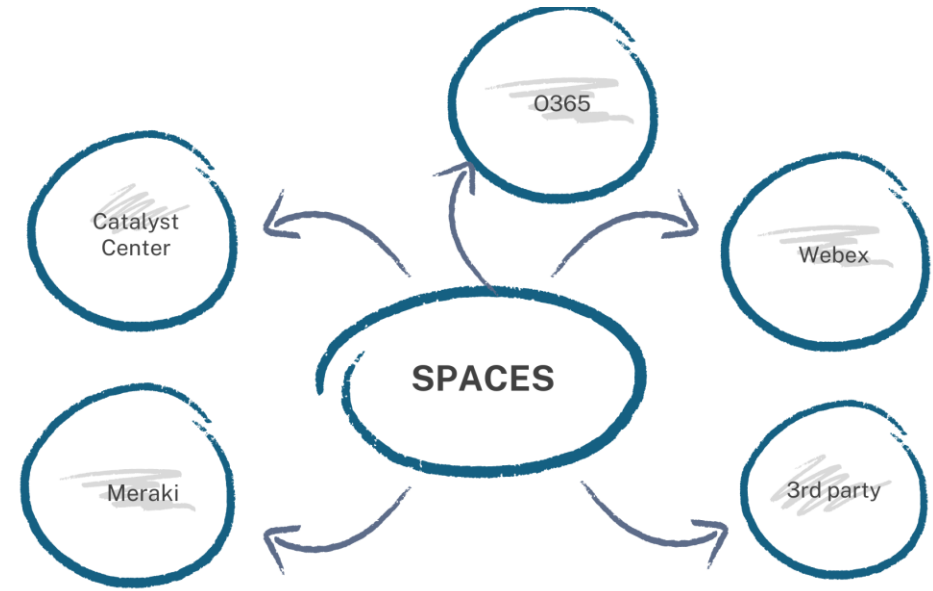
- Occupancy
- Air Quality
- BLE gateway



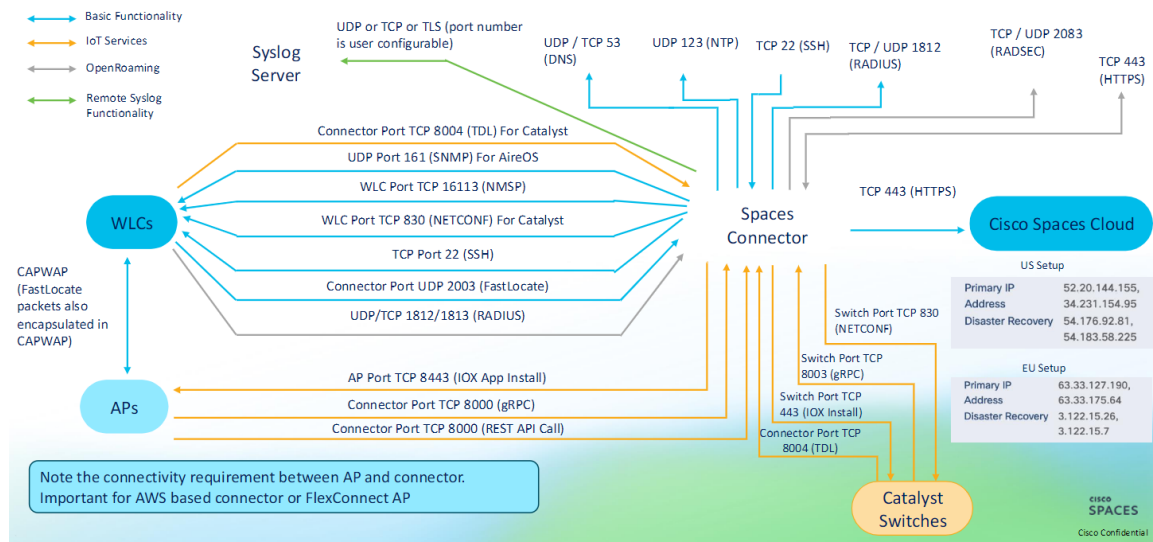
Meraki MT sensors

- Temperature, Humidity, Air Quality, CO₂, noise levels

Connections



Cisco Spaces Connector Ports Used



Connect via Spaces Connector

Spaces Connector is an easy way to get your wireless network connected to Cisco Spaces. No need to upgrade Cisco Wireless Controllers or reconfigure your wireless network.

- Install Spaces Connector OVA**
Download and install Spaces Connector OVA as a virtual machine. Download Spaces Connector
- Configure Spaces Connector**
You will need a token to configure Spaces Connector. You need to connect to https://your connector IP/ from a browser to configure the token. You can optionally configure Spaces Connector to connect via HTTPS proxy.
2 / 9 connector(s) active [Create Connector](#) [View Connectors](#)
- Add Controllers**
Add and associate controllers to your Cisco Spaces Connector(s).
2 / 2 controller(s) active [Add Controllers](#) [View Controllers](#)
- Import Maps**
Prime/DNAC map requires in order to work Locate & detect, Asset tracker, and IoT services, and proximity Region.
5 buildings imported
6 floors imported [Import/Sync Maps](#) [Map Upload History](#) [Manage Maps](#)
- Setup location hierarchy**
Once the maps imported, you can add them into location hierarchy.
2 controller(s) imported to location hierarchy [Add Locations](#) [Manage Location Hierarchy](#)

My Integrations

Office 365
7 resources connected
[Remove](#) [View Details](#)

Catalyst Center
1 instances configured
[Manage](#)

Cisco Products

Connect your DNAC map

DNA Center

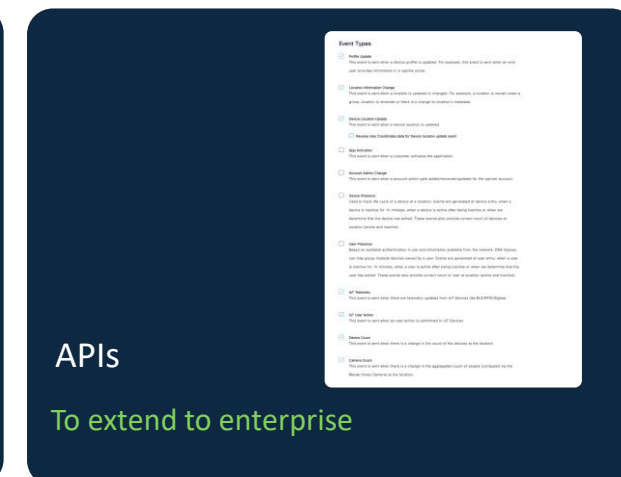
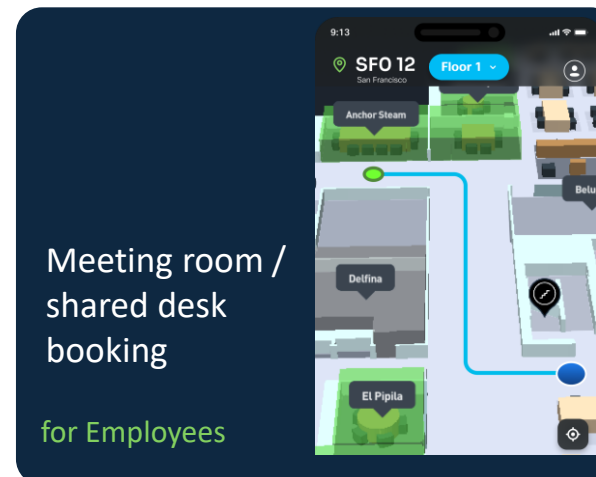
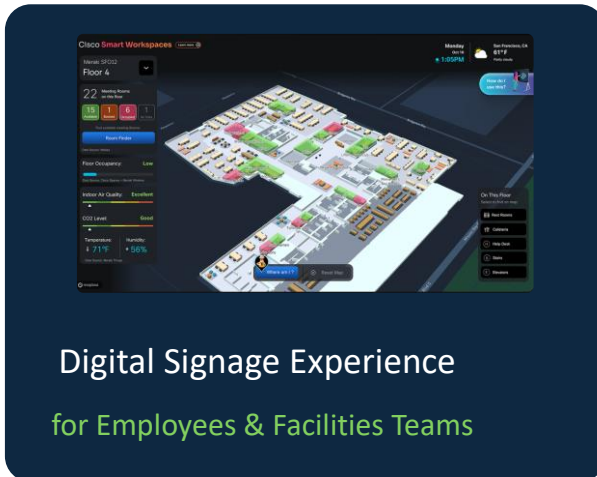
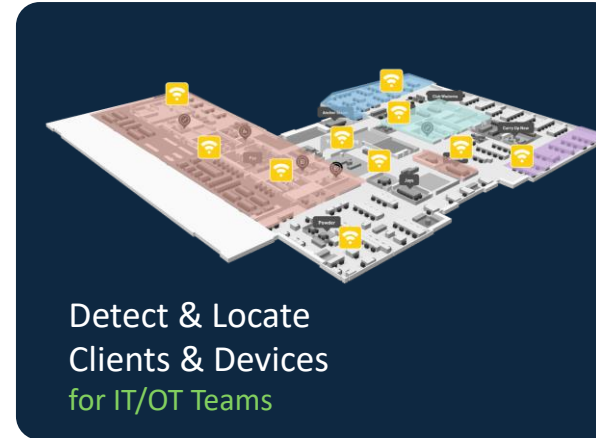
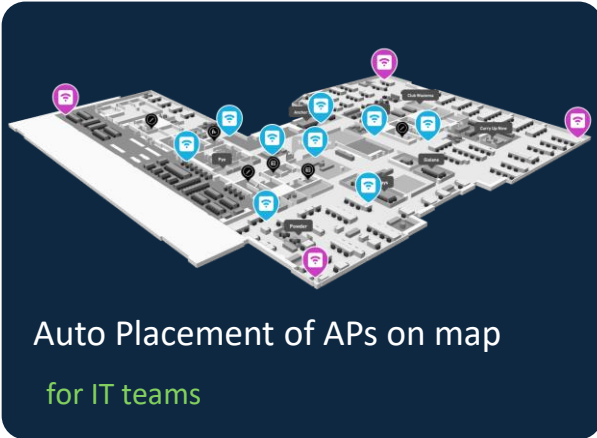
Third Party Integrations

Link your Google calendar to book a meeting room
[Google Calendar](#)

Connect your Office calendar
[Office 365](#)

Common Framework

Maps . Places . Space Management. API



Cisco Spaces Experience



Smart Venues

customer acquisitions & engagements



Smart Workspace

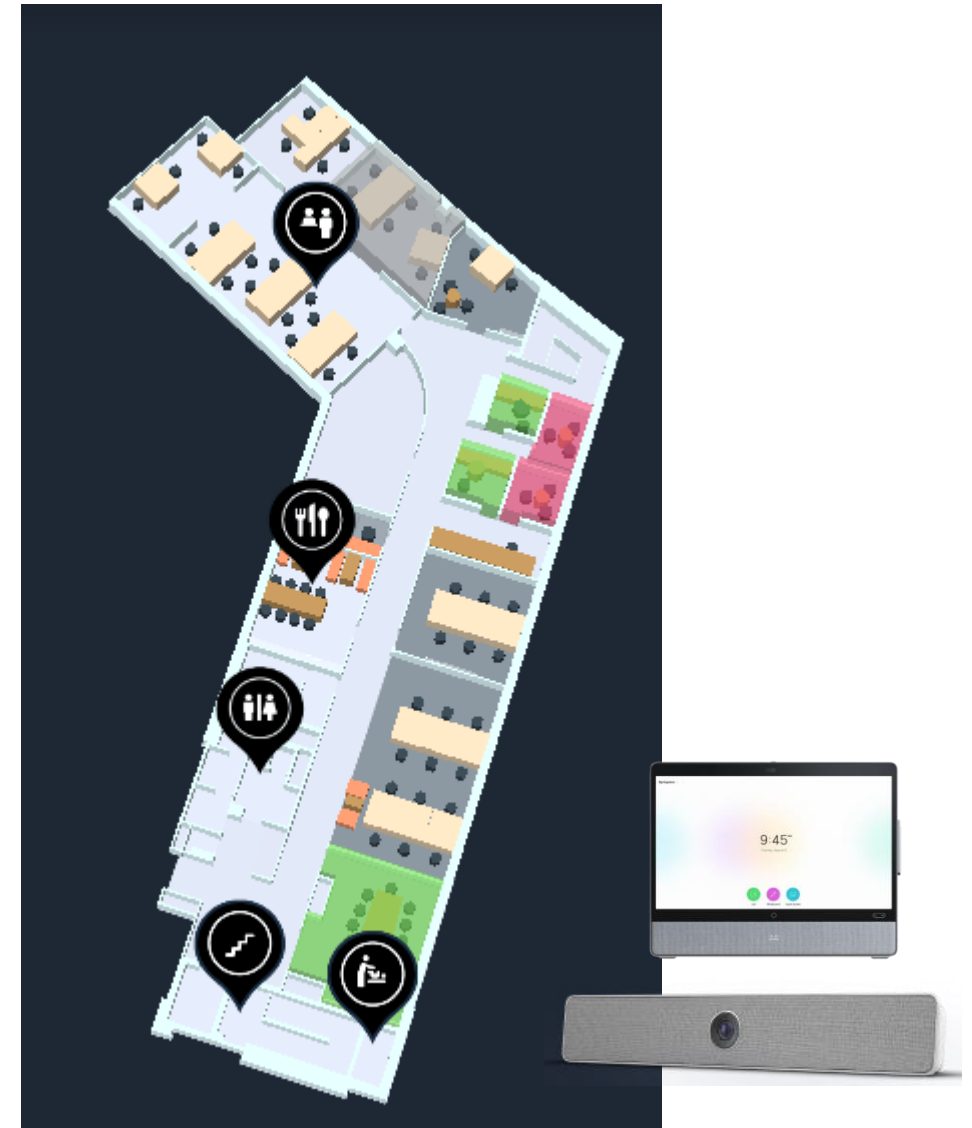
hybrid work & sustainability



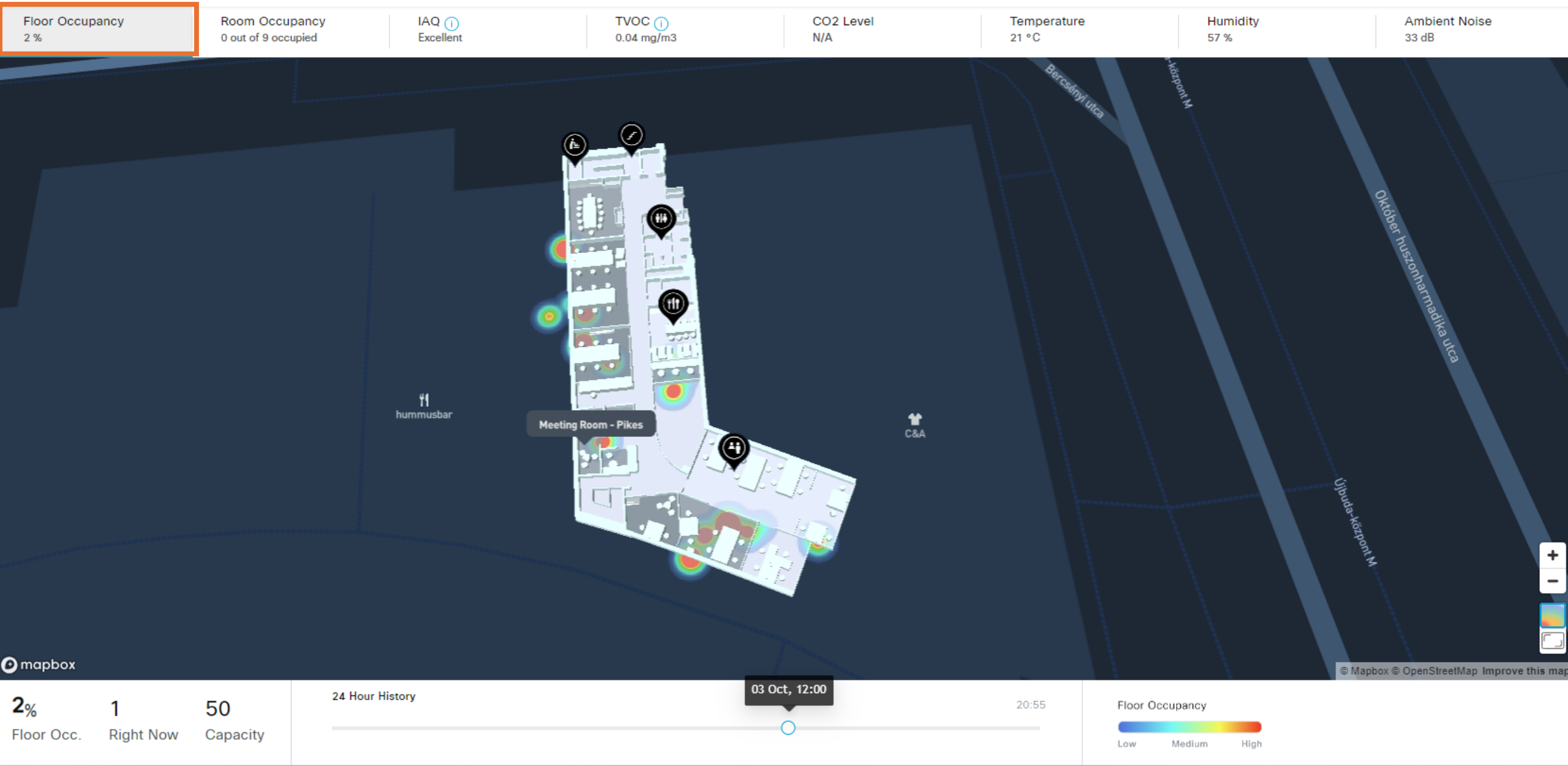
Smart Ops/Healthcare

operational efficiency & safety

Occupancy at different levels

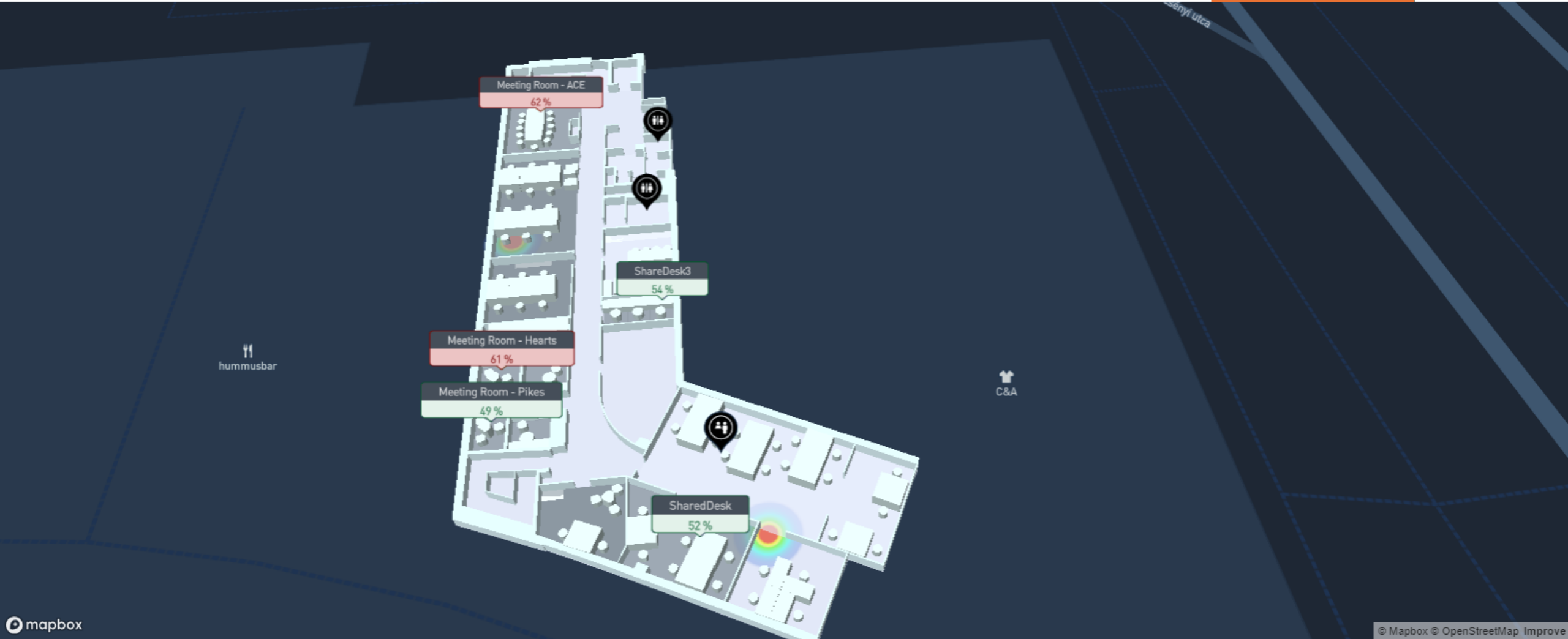


Space manager – god mode



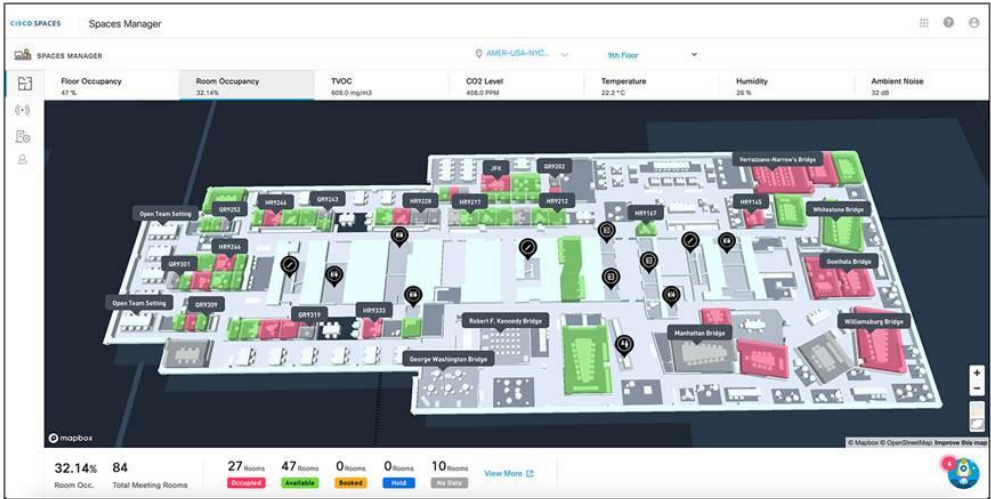
Space manager – god mode

Floor Occupancy 2 %	Room Occupancy 0 out of 9 occupied	IAQ ⓘ Excellent	TVOC ⓘ 0.04 mg/m3	CO2 Level N/A	Temperature 21 °C	Humidity 57 %	Ambient Noise 32 dB
------------------------	---------------------------------------	--------------------	----------------------	------------------	----------------------	------------------	------------------------



FLOOR AVG. 57 %	Max. - 62 Min. - 49	HUMIDITY ACROSS ROOMS 0 < 40% 5 40-60% 2 > 60% 0 No Data	Floor Occupancy Low Medium High
--------------------	------------------------	--	------------------------------------

Room level data - Wellbeing

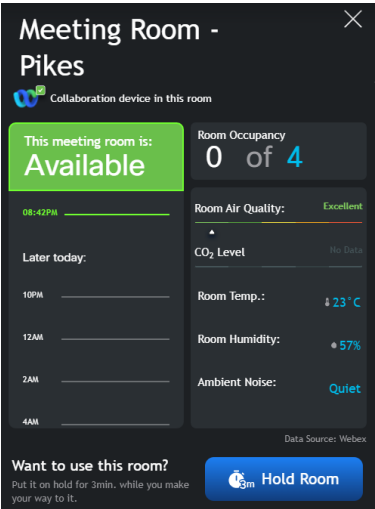


Creative
Potential

+12%

TVOC

-72%



CO2

Response Time up to

+1.8%

Correct Responses
per minute up to

-2.4%

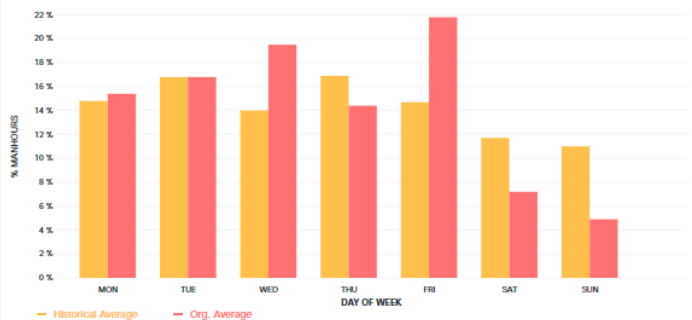
Analytics

Behavior Metrics

Right Now!

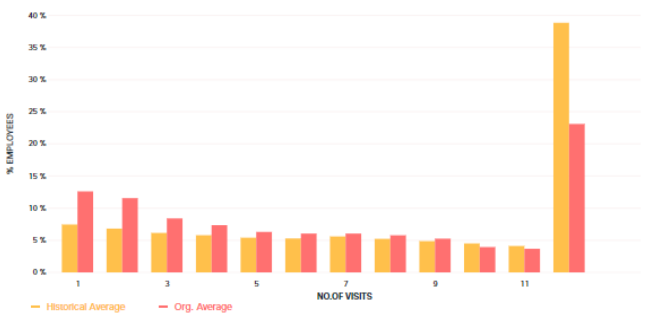
Employee Presence: Day of the week

Employee manhours by each day of week



Employee Frequency Distribution

% employees by no. of visits to workplace during the month

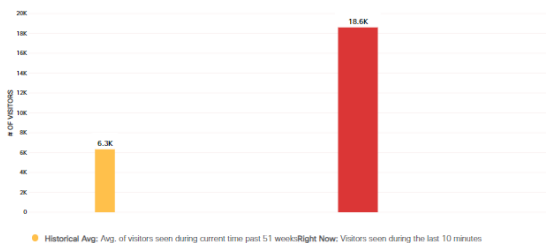


Visitors Present: All locations

Estimated total number of visitors present in all locations during the last 10 minutes.

RIGHT NOW WFL, BLG, RFD & WRED

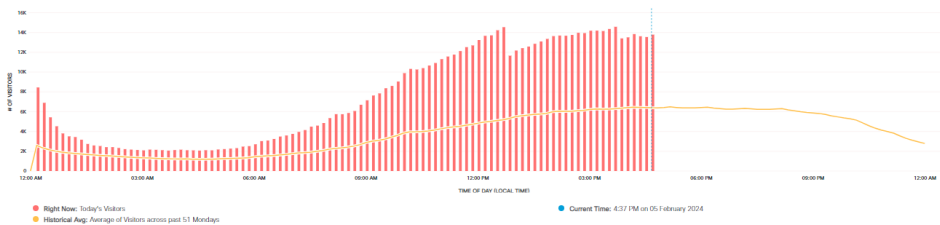
18,588 Visitors



Historical Avg. Avg. of visitors seen during current time past 51 weeks. Right Now: Visitors seen during the last 10 minutes.

Visitors Present: All Locations

Today's trend in visitors present across locations since the beginning of the day



ALLE-HUB

Allee-Floor5



7 Meeting Rooms on this floor

3 Available

0 Booked

2 Occupied

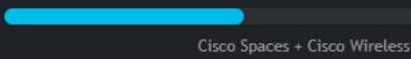
1 No Data

Find available meeting Rooms

Room Finder

Data Source: Webex

Floor Occupancy: Busy



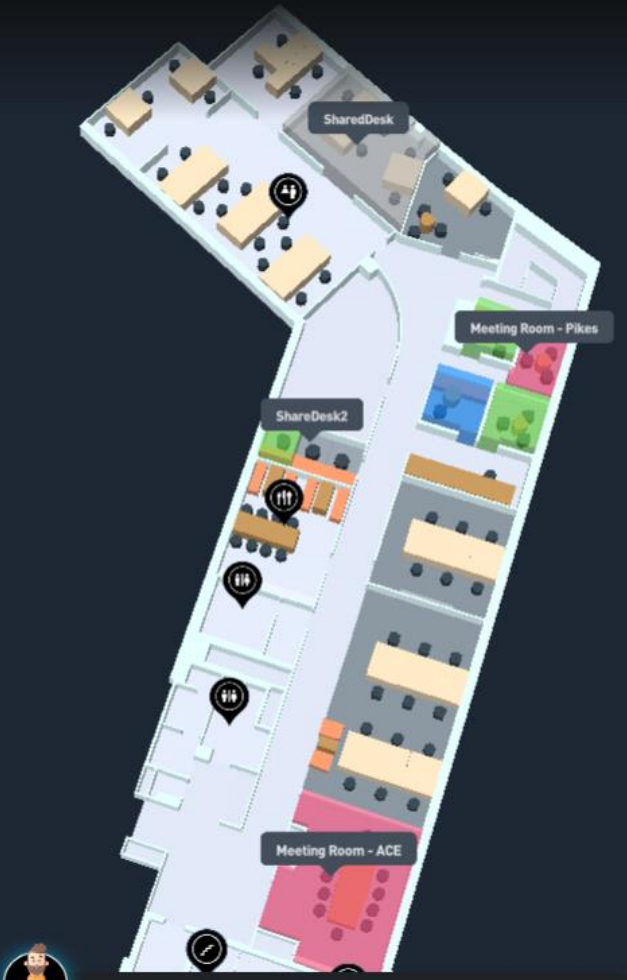
Indoor Air Quality: Good



Temperature: 23 °C

Humidity: 52%

Data Source: Webex + Meraki / Webex



Where Am I?

Reset Map

Monday
October 7

12:28 PM

How do I use this?

On This Floor
Select to find on map:

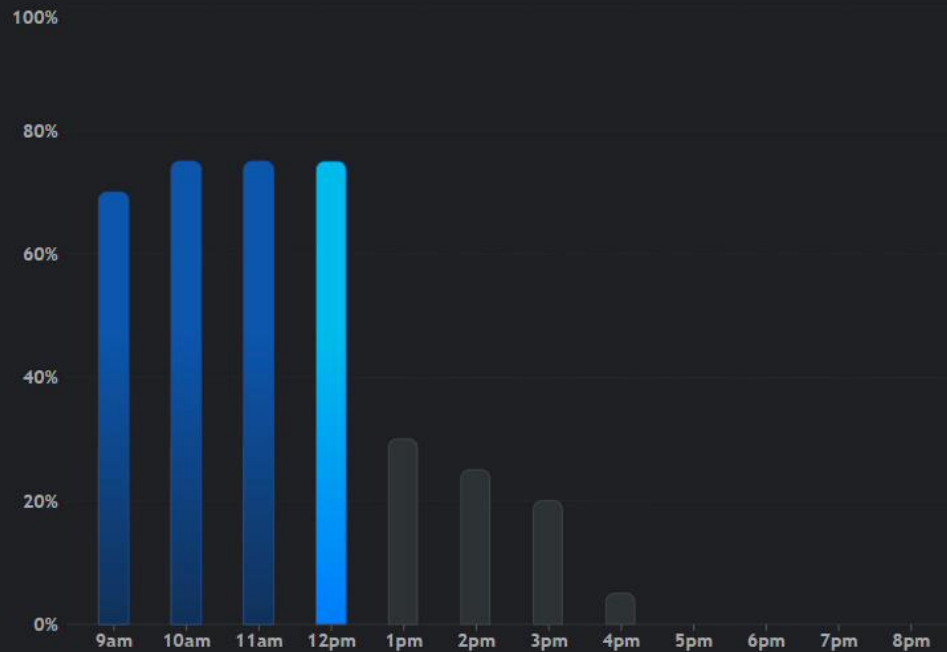
- Rest Rooms
- Cafeteria
- Help Desk
- Child Care Area
- Stairs
- Elevators

Welcome To: ALLE-HUB

Monday
October 7

• 12:26 PM

Current Occupancy: **Very Busy**



● Right Now ● Earlier Today ○ Weekly Avg.

Indoor Air Quality:

Good



Temperature:

23°C

Humidity:

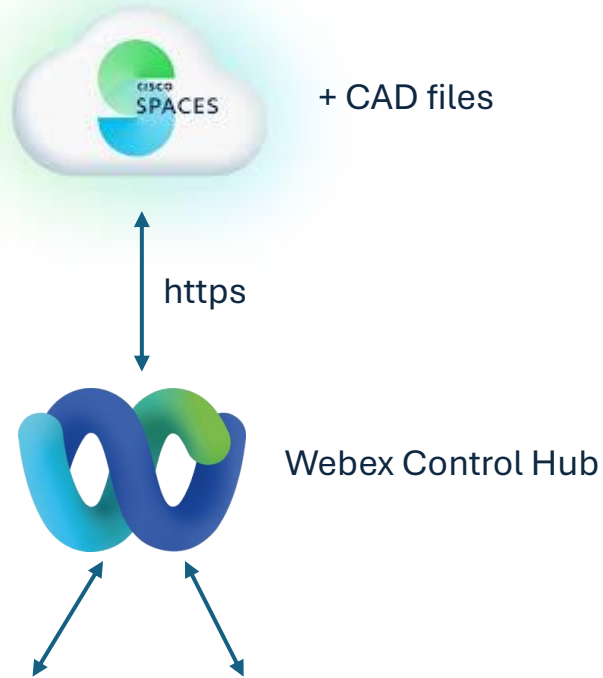
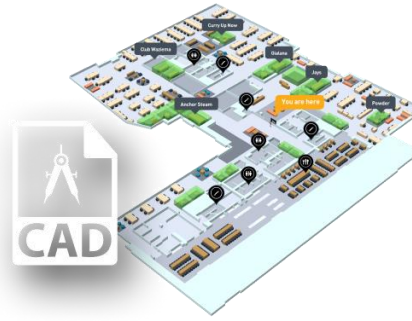
52%



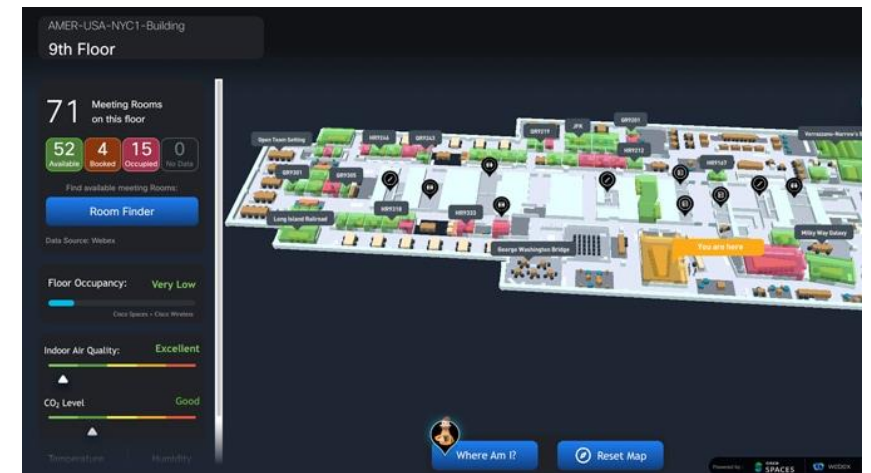
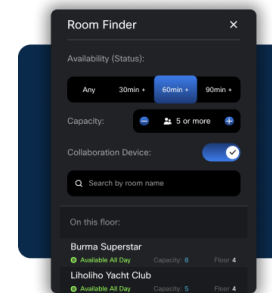
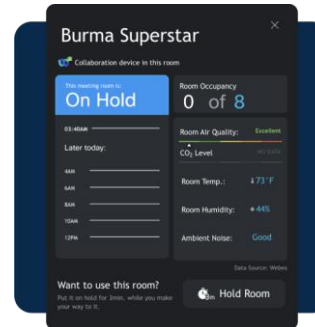
View interactive
map, find available
conference rooms
and more...



Meeting Room Occupancy



+ CAD files



Meeting room booking 1x1



Outlook –
room
resource

Webex
Navigator -
Keep simple

Room bar - kit

Board

Shared desk
solution
integration

Meraki sensor
„Button”
through API

Webex collaboration devices

Meraki button magic

After activating the Meraki sensor, Meraki sends a POST request via webhook to the "/send_appointment" endpoint of the application, and then the application sends a meeting request to the meeting room via SMTP

API & Webhooks

Overview API keys and access Webhooks

Webhooks

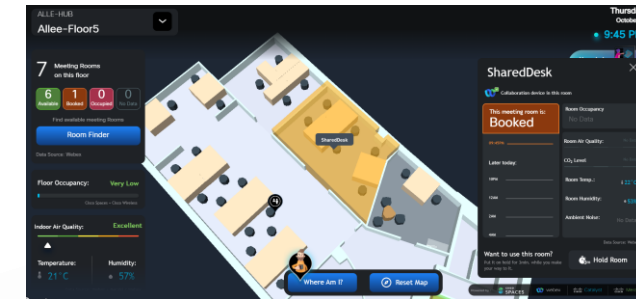
Receivers Templates

Camera

Add receiver

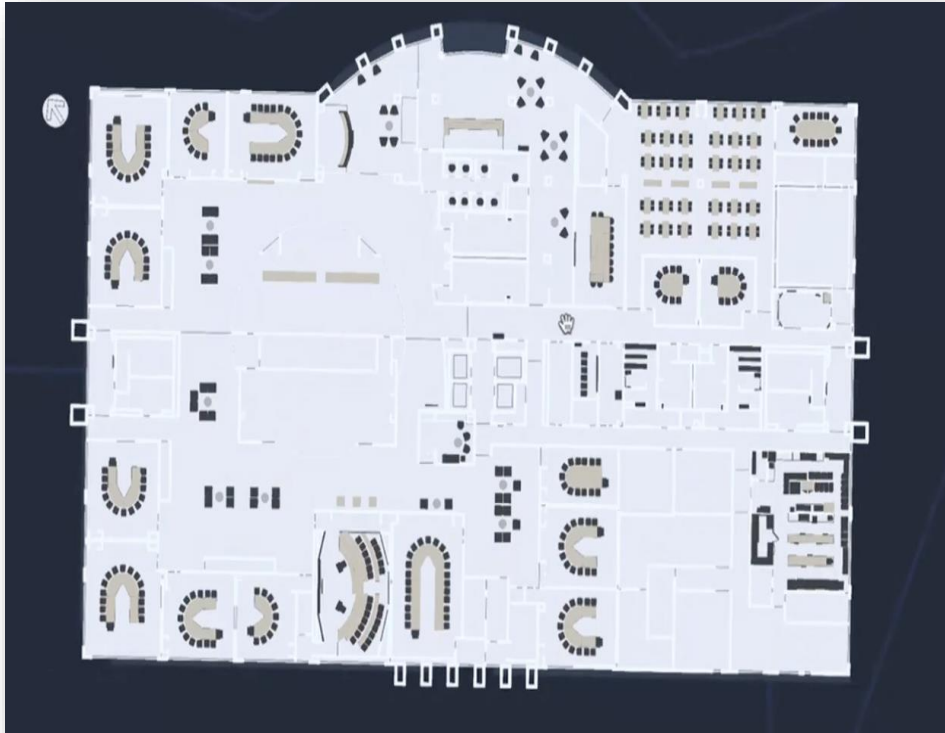
Name	URL	Shared secret	Payload template	Actions
test_webhook	https://6bwqs8ll-5000.euw.devtnnls.ms/send_appointment	*****	Meraki (included)	Options

< 1 >



Cisco Spaces Digital Maps

Digital Maps - Standard



Digital Maps - Pro



Coming soon

Enhanced Digital Signage



Smart Desking



Indoor Wayfinding



Advanced Analytics



Rooms for Wellbeing



Indoor wayfinding





Connect
Everything

Turn your network into a Sensor

Connect your robust Cisco technologies (Catalyst, Meraki, Webex) seamlessly with the Cisco Spaces cloud, transforming them into powerful sensors



Context
like never before

Add location context to data

Make data more meaningful with building and spatial context. Visualize your buildings using a common location taxonomy and interactive 3D maps



Intelligent Services built-in

Smart spaces are all about people & things

Cisco Spaces is an unified cloud engine that makes sense of data to detect presence, identity, location and telemetry of people and things across all your buildings



Extend
with Apps & integrations

Do smart things with the data

ACE NETWORK



Partner
Gold Integrator

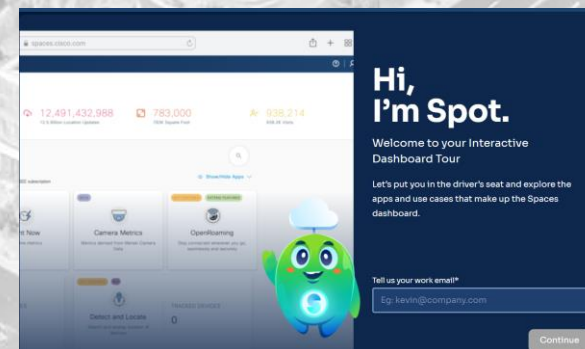


Partner
Gold Provider

Room 17



<https://spaces.cisco.com/spaces-product-tour/>



An aerial, isometric illustration of a city with various buildings, roads, and green spaces. A semi-transparent white oval is centered over the image, containing the text. In the top left corner of the image, there is a small illustration of a power line tower.

Bundles with Cisco: The Cisco Spaces Extend
subscription (base version) is **included**
with all Cisco **DNA Advantage**
subscriptions (Catalyst Wireless and
Switching). Spaces in bundles with Meraki MR
and Unified Licensing will be launching in FY25.